

the Landing Strip™ from Comfortex


Superior Injury Protection

- ✓ **Only 1 inch thick with tapered to-the-floor edging**
Prevents tripping and permits carts, chairs and IV stands to roll over easily.
- ✓ **A blend of ultra high density core foams**
When covered, cheaper cores may look the same... but won't perform the same.
- ✓ **Heavy duty vinyl cover, bonded to provide greater impact distribution**
Helps transfer the force of a falling patient into and across the surface.
- ✓ **Non-Slip Vinyl base**
This specially formulated composite is bonded around the perimeter of the pad's core, then High Frequency Welded to the top fabric for a thin, strong seal.
More than ever, the new Landing Strip stays where you need it.
- ✓ **Sealed Edges**
Wipes clean to protect appearance and performance.
- ✓ **Unified, Durable Construction**
Foldable mats can separate at the seams and encourage storage away from the bed. Should a fall occur while the mat is in storage, liability will increase.
- ✓ **Nite Glo™ Edging**
Helps patients and staff see their Landing Strip when lights are low.



24" shown in gray

Color and dimensions may vary slightly due to the production process.



36" in burgundy shown with Nite-Glo™ Reflective border

"Really good results"...

"We have had really good results with this product. We are happy with the way it looks and performs. I wouldn't change anything."

Director of Nursing, Danville, PA



Why Fall Mats should not fold: Some mats fold for easy storage. This creates seams which become tripping hazards, trap dirt and eventually begin to split apart.

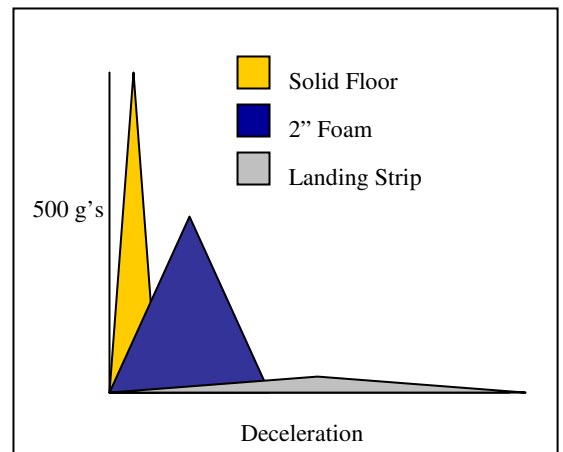
A stored mat will not protect patients or reduce liability from within a closet. Imagine the liability exposure should a fall occur and the bedside fall mat is under the bed or in the closet.



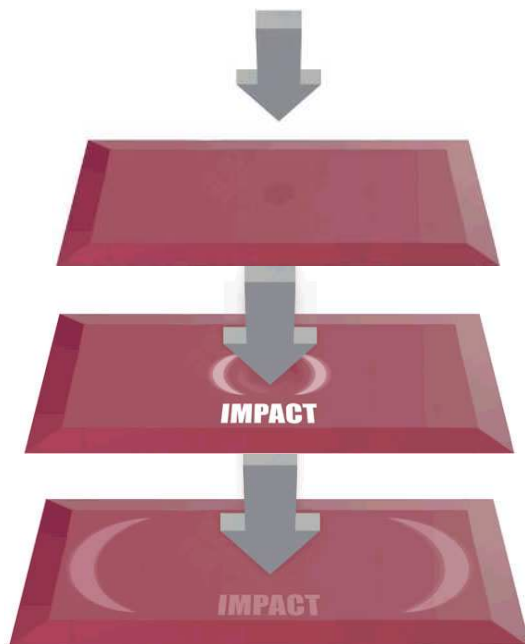
The **Landing Strip** is engineered to have a thin, floor hugging perimeter, gradual incline and a compression welded seal.

So, when investing in protection...Invest wisely.

Impact Test Results	Peak (G-Forces)			Average Deceleration Time
	12"	18"	24"	
1" Landing Strip	57	101	152	8.0 mili.sec.
2.5" 30 IFD Foam Pad Vinyl covered	211	630	740	1.6 mili.sec.
2.5" 30 IFD Foam Pad Nylon covered	427	656	858	1.0 mili.sec.
Solid Floor	726	1014	1390	0.4 mili.sec.



- Impact reductions were 4 to 9 times better with the Landing Strip.
- Deceleration was 5 to 20 times better with the Landing Strip.



How It Works

1. The Landing Strip lies unobtrusively alongside the bed, ready to absorb and redirect impact forces should a fall occur.
2. The combination of firm, compressed foams, bonded top fabric and free-floating bottom fabric react the moment of impact.
3. Deceleration begins and the high density core prevents a sudden bottoming-out against the floor. Like the airbags used by stunt people, downward force can dissipate along the underside of the mat, away from the point of impact preventing a sudden reversal of energy. *Softer mats may be able to bounce a falling egg, but can fail under the force generated by a falling person.*